



POWDER & INDUSTRIAL COATINGS

TECHNICAL ADVICE

# Care and Maintenance of Powder Coated Surfaces



Worth doing, worth Dulux.®

# Worth doing. Worth Dulux.®

Dulux powder coatings are the ideal choice for the long term protection of your aluminium and steel projects.

To ensure the life of your asset is maximised and to comply with Dulux warranty requirements, a simple and regular maintenance program should be implemented.



## Protect your Powder Coating from the Environment

The frequency of recommended cleaning will vary depending on:

- The environment – if it is dry, has minor condensation, has high moisture or has significant contamination (interior); or a city, rural, industrial or coastal environment (exterior)
- The conditions - if it is a general or moderate condition (interior) or a mild, severe or tropical condition (exterior);

Some of the influencing factors that can impact the life of the powder coating include:

- Ultra violet light
- Levels of atmospheric pollution including salts, dirt, grime that can all accumulate over time
- Winds carrying air borne debris that can cause erosive wear of the coating e.g. sand causing abrasion
- Change in environmental circumstances e.g. if rural became industrial
- Microclimates eg. geothermal, alkaline or acidic

## Recommended Care and Maintenance Schedule

It is recommended in environments with low salt, low pollutant and urban areas cleaning should take place at a minimum of every twelve months.

In areas where salts, pollutants and high corrosivity levels are prevalent, e.g. beachfront houses or industrial areas, it is recommended a cleaning program should be carried out more frequently at a minimum of every six months.

Sheltered areas can have a higher risk of coating degradation as wind-blown salt and other debris or pollutants may adhere to the surface and not be removed when it rains. These areas may require more frequent cleaning.

Use the following table to identify the recommended minimum cleaning schedule for your project. The table references AS4312 and ISO12944 Atmospheric corrosivity zones in Australia to define the environmental conditions.

Environment	Conditions	Corrosivity Zone	Example Environments	Recommended Minimum Cleaning
Exterior Environment:	Mild	C2 Low	Arid, urban, inland, city,	Every 12 months
		C3 Medium	Light industrial & coastal	Every 6 months
	Severe	C4 High	Sea shore (calm)	Every 6 months
		C5 Very high Industrial	Heavy industrial	Every 3 months
		C5 Very High Marine	Sea shore (surf)	Every 3 months
Tropical	Tropical (T)	High, humid and monsoonal	Every 3 months	
Interior Environments	General Interior	C1 Very Low	Dry	Every 12 months
		C2 Low	Minor condensation	Every 12 months
	Moderate Interior	C3 Medium	High Moisture	Every 6 months
		C4 High	Significant contamination	Every 3 months










# How to Clean your Powder Coating

## Clean your Powder Coating in 3 Easy Steps

Care and maintenance schedules are essential to ensure that the life of your asset is maximised whether the project be a residential, commercial or non-habitabale project. Simply follow 3 important steps:

1. Carefully remove any loose surface deposits with a wet sponge by gently rubbing.
2. Clean by gently rubbing the surface with a soft brush (non-abrasive) and a dilute solution of a mild detergent, e.g. pH-neutral liquid hand or dishwashing detergent in warm water to remove dust, salt and other deposits. For stubborn stains use only recommended solvents on the affected area, e.g. Isopropyl alcohol (IPA) or methylated spirits and rinse off with clean water. Do not use other aggressive solvents.
3. Rinse the surfaces with clean fresh water after cleaning to remove all residues.

## The Do's & Don'ts of protecting your powder coating

Do	Don't
<p> <b>Protect all powder coated joinery</b></p> <p>When building, renovating, plastering or painting around powder coated assets use approved tapes and films in accordance with the manufacturer's instruction.</p>	<p> <b>Use aggressive solvents<sup>1</sup></b></p> <p>Do not use turpentine, white spirits, thinners, citrus based cleaners or other aggressive solvents on powder coating.</p>
<p> <b>Remove unwanted paint &amp; sealants</b></p> <p>Ensure all paint splatters or excess sealant are immediately removed before they dry.</p>	<p> <b>Rub powder coated surfaces excessively</b></p> <p>Do not rub powder coated surfaces excessively, especially metallic finishes.</p>
<p> <b>Use recommended solvents for stubborn stains only</b></p> <p>Use only Isopropyl alcohol (IPA) or methylated spirits and rinse off with clean fresh water.</p>	<p> <b>Allow sunscreen to come into contact with coated surfaces</b></p> <p>It is universally recognized some sunscreens adversely affect powder coated finishes.</p>
<p> <b>Regularly inspect</b></p> <p>Inspect your powder coating often and clean more regularly if required</p>	<p> <b>Neglect recommended care and maintenance schedules</b></p> <p>To comply with Dulux Alumi Shield™ and Steel Shield™ powder coating warranties the recommended care and maintenance schedules must be adhered to.</p>
<p> <b>Clean in mild conditions</b></p> <p>Clean powder coated surfaces when the surface temperatures are below 25°C</p>	

1. Non approved solvents can cause damage that may not be visible immediately and may take up to twelve months to appear.

For a comprehensive overview of Dulux Alumi™ Shield and Steel Shield™ warranties call 12 24 99 or visit [duluxpowders.com.au/warranties](http://duluxpowders.com.au/warranties)

## Further information

Industry information for the care of windows is available from:

- The Australian Window Association at [awa.org.au](http://awa.org.au)
- The Window Association of New Zealand at [wanz.org.nz](http://wanz.org.nz).

The following industry standards can be referred to:

- AAMA 609
- AAMA 610
- AS 3715



## Advice Line

Our dedicated consultants can help simplify the specification process, saving you time and money by providing the right coating advice for your project.

Call 13 24 99

or visit [www.duluxpowders.com.au](http://www.duluxpowders.com.au)

## Offices

### Australia

Dulux Powder & Industrial Coatings

1-15 Pound Road West

Dandenong South VIC 3175

☎ (61) 3 8787 4500

### New Zealand

Dulux Powder & Industrial Coatings

31B Hillside Road

Glenfield, Auckland, New Zealand

☎ (64) 9 441 8244

### Singapore

DGL International Powder & Industrial Coatings

BLK 100 Pasir Panjang Road

#02-10, Singapore 118518

☎ (65) 68381010

### China

DGL International Powder & Industrial Coatings

No.11 Changtang Road, Yantian District

Fenggang, Dongguan, Guandong, China, PC 523701

☎ (86) 769 8680 1088